



National Institute of Fashion Technology
A Statutory Institute governed by the NIFT Act, 2006
Ministry of Textiles, Government of India

25th May, 2022

NOTIFICATION FOR ADMISSION COUNSELING - 2022

Registration for Admission Counseling 2022 for UG & PG has commenced on 25th May, 2022 on the NIFT Admission website <http://niftadmissions.in> . Details of the same including Seat Allocation Rules have been uploaded on the website.

Candidates, who have successfully cleared the NIFT Admission 2022 selection process as per the final result declared, should ensure that **soft copies of valid documents** including Proof of Date of Birth, Qualification(s), Category Certificates such as OBC, EWS, SC, ST, PWD etc. [Category declared in the Application Form will not be changed] to be uploaded for verification.

Guidelines to register for online counseling and list of Documents to be uploaded alongwith relevant Annexure/Formats are enclosed.

Dy. Director (Admissions)

Guidelines to apply for Online Counseling 2022-23

1. An E-mail ID used for registration for Entrance Exam and for receiving all future correspondence till the admission process is over and subsequently if admitted.
2. A Mobile Number to receive SMS based notifications/communications related to the online application, document verification & seat allocation etc till the admission process is over and subsequently, if admitted.
3. Access to computer facilities with internet connectivity, B/W printer.
4. Access to an online payment facility/service such as ONLINE Payment mode:
 - Net Banking (NEFT on SBI & Others)
 - Credit card
 - ATM-cum-Debit card

Click on "<http://niftadmissions.in/>" to apply for counseling.

The screenshot shows the official website of the National Institute of Fashion Technology (NIFT). At the top left is the NIFT logo and name in Hindi and English. On the top right, there is contact information: "Visit the official website NIFT", "Call For Enquiry only", "☎ 02140649600 (From 10:00 AM to 06:00 PM)", and "✉ admissions72@nift.ac.in". Below this, a note says "Kindly mention your Application ID, Roll Number and Mobile number while sending email to helpdesk team".

The main navigation bar includes "HOME", "NOTICES & ANNOUNCEMENTS", and "FAQ FOR ONLINE EXAM". Below the navigation is a large banner image showing several mannequins dressed in various fashion outfits. Below the banner is an "UPDATE'S" section with a link for "Notice Regarding FUNDAMENTAL INFORMATION".

At the bottom, there are two prominent buttons: "CLICK HERE TO DOWNLOAD YOUR RESULT" and "CLICK HERE TO APPLY FOR COUNSELING". A red arrow points to the "CLICK HERE" text in the second button. To the right of these buttons is a "NOTICES AND ANNOUNCEMENTS" section with two items: "Notice for Situational Test and Group Discussion / Personal Interview" and "Notification-12 GOVT seats".


IMPORTANT INSTRUCTIONS FOR CANDIDATES BEFORE APPLYING ONLINE

UG/PG

- Register for Counselling** - Click on Register for Counselling icon to fill out the academic details, upload documents required & also fill out Course & Campus.
- NRI Sponsored Seat** - Candidates may opt for NRI sponsored seats that are subject to fulfillment of the criteria, submission of all necessary documents and the entrance fee during regular counselling. For the fee details please [Click here](#).
- Cutoff Rank for Course & Campus** - Before filling out Preference for Course & Campus please cross-check the previous three years' cutoff. To see the cutoff please [Click here](#).
- Seat Allocation Rules** - Please read the seat allocation rules for admission 2022 [Click here](#).

HELPDESK
Web Desk - 01 240849000

APPLICANT LOGIN



Existing User?

[Sign In](#)

[Forgot Password?](#) [Go Home](#)

Click here →

Enter User Name & Password and then click on the submit button

SIGN IN

Email Address

Password

Remember me [Forgot Password?](#)

After successful Login, a Dashboard page will appear on the screen, click on the "Register for Counselling" button as shown in the screenshot below:

DASHBOARD



[Register For Counselling](#)

INSTRUCTION FOR USE OF DASHBOARD

- Register for Counselling** - Click on the Register button to fill out the academic details, upload all the documents required & also fill out Course & Campus details.
- NRI Sponsored Seat** - Candidates may opt for NRI sponsored seats that are subject to fulfillment of the criteria, submission of all necessary documents and the entrance fee during regular counselling. For the fee details [Click here](#).
- Cutoff Rank for Course & Campus** - Before filling out Preference for Course & Campus please cross-check the previous three years' cutoff. To see the cutoff please [Click here](#).

The Application Info page will appear on the screen. Click on the **Educational Detail** tab on the left side menu.

APPLICATION INFO

Application Status

1 Educational Detail

2 NRI Sponsored Seat

3 Document Upload

4 Review And Confirm

STATUS OF SUBMITTED APPLICATION(S)

APPLICANT DETAILS FOR BACHELOR OF DESIGN : BACHELOR OF DESIGN

Slip	Description	Status
1	Educational Detail	Incomplete
2	NRI Sponsored Seat	Incomplete
3	Document Upload	Incomplete
4	Review And Confirm	Incomplete

Here you have to fill in all your educational details as shown in the screenshot below

APPLICATION INFO

1 Educational Detail

2 NRI Sponsored Seat

3 Document Upload

4 Review And Confirm

EDUCATIONAL DETAILS FOR BACHELOR OF DESIGN

Name: [View Profile](#)

100% Equivalent

Name of the Institution	Board / University	Year of Passing	Subject / College Name	Marks Type	Obtained Mark/CGPA	Max Mark/10/12/A	Total %
100% Equivalent	Western Board of Ed.	2020	SADA	Perce	800	800	100%
100% Equivalent or Diploma	Karnataka Board of Ed.	2022	FDHSD	Perce	80/100	100/100	80%

Email Address

Note:

1. Candidates are instructed to check the eligibility criteria carefully from prospectus before filling of academic details. Council National Institute of Fashion Technology will not be responsible for errors made by candidates in such cases.

Save & Proceed

After filling in all the educational details, click on the "Save & Proceed" button, after which a confirmation popup will appear on the screen, click on the Confirm button. As shown in the screenshot below

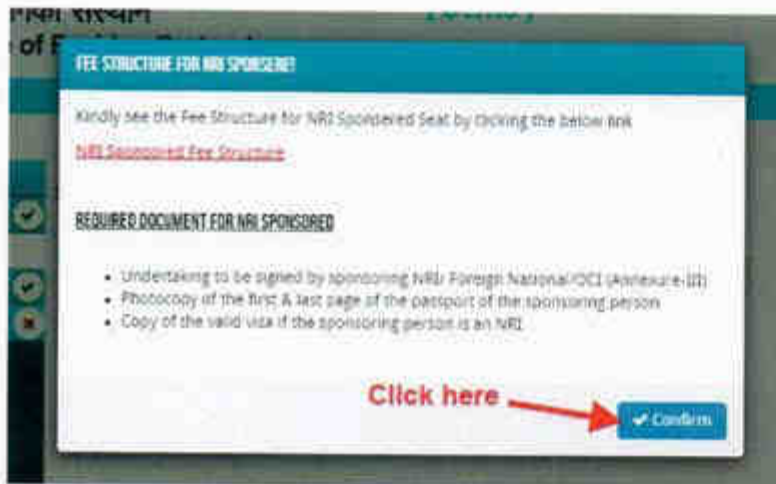
WARNING

Please re-confirm that you have filled all Educational details properly

After confirmation, the **NRI Sponsored Seat** option will appear on the screen as shown in the screenshot below. If you want to be considered for NRI sponsored seat please select "YES"



Please read carefully and make a note of the NRI Sponsored fee structure and requirement of documents.



If you select "NO" you will not be considered for an NRI Sponsored seat during counseling as shown in the screenshot below:



Here you have to upload all relevant documents required. As shown in the screenshot below, Documents relevant to your course/category will be shown. All documents are mandatory. Document format should be jpeg,jpg,pdf and minimum file size should be 50 KB and maximum file size should be 4 MB. In case your Document does not have a reference / certificate number then by default put "12345" in the said field and proceed.

APPLICATION INFO

PLEASE PRESS "SAVE & PROCEED" ON ALL PAGES & "CONFIRM" TO GENERATE PREVIEW AT THE END-FOR COMPLETING YOUR EDITING. ELSE YOUR FORM MAYBE REJECTED.

DOCUMENT DETAIL FOR BACHELOR OF DESIGN

Note: Document and Document description have a reference/certificate number given by default as "12345" in the user form when generated. Refer to the categories and mandatory Document. Each document should be jpeg and pdf and maximum file size should be 50 KB and maximum file size should be 4 MB.

Name of the Document	Selected On	Status	Type	Reference No	Action
Self attested 10th Marksheet	Click here to select the document Original 1234	Choose File for the document	Original	1234	Upload
Self attested 12th Marksheet	Click here to select the document Original 1234	Choose File for the document	Original	1234	Upload
Grade certificate (if any)	Click here to select the document Original 1234	Choose File for the document	Original	1234	Upload
Certificate of the parents income (if applicable) (for Admission of 2017-18, Salary certificate of March 2018)	Click here to select the document Original 1234	Choose File for the document	Original	1234	Upload
Proof of the Education Board of your Class 12th attended school	Click here to select the document Original 1234	Choose File for the document	Original	1234	Upload
Certificate of Medical Fitness as per Appendix-02 (Click here for download Assessment Form)	Click here to select the document Original 1234	Choose File for the document	Original	1234	Upload
An undertaking regarding provisional admission as per Appendix-1 (Click here for download Assessment Form)	Click here to select the document Original 1234	Choose File for the document	Original	1234	Upload
An undertaking regarding seat Pugging admission as per Appendix-2 (Click here for download Assessment Form)	Click here to select the document Original 1234	Choose File for the document	Original	1234	Upload
An undertaking regarding refund of the placement fee (Click here for download Assessment Form)	Click here to select the document Original 1234	Choose File for the document	Original	1234	Upload
Undertaking to be signed by sponsoring NRI family (Appendix-03) (Click here for download Assessment Form)	Click here to select the document Original 1234	Choose File for the document	Original	1234	Upload
Photography of the first & last page of the Declaration of the sponsoring parent	Click here to select the document Original 1234	Choose File for the document	Original	1234	Upload
Copy of the valid and if the sponsoring parent is an NRI	Click here to select the document Original 1234	Choose File for the document	Original	1234	Upload

Note: You can proceed forward only after uploading your documents as shown above. Since the parent are being added in connection with the details entered by you in the application form, hence.

After uploading all the documents, click on the "Save & Proceed" button. The form confirmation page will appear on the screen. Here you can check all the details you have filled in. Tick the I Confirm checkbox and click on the "Confirm and Submit icon" as shown in the screenshot below.



राष्ट्रीय फैशन प्रौद्योगिकी संस्थान
National Institute of Fashion Technology

NIFT Admission - 2022-2023
Application for Admission to Bachelor of Design



Application ID:

1. Basic Details

a) Name of the Candidate:

b) Father's Name:

c) Mother's Name:

2. Permanent address

3. Address for Communication

4. Personal Details

Date of birth As per identity document:

Gender:

Category:

State of Domicile:

Mobile No:

Email id:

Alternate Email id:

5. Educational Qualifications

Name of Examination	Year	Name of School/College	Name of Board/University	% of marks/CGPA
10th / Equivalent	2020	SASA	CBSE	90
12th / Equivalent or Diploma	2019	FDFPD	Executive Board of the Five University Education, Bangalore	

Are you person with disability? No

Do you have a unique Disability ID issued by the Department of Empowerment of Person with disability? No

Unique Disability ID:

Whether your disability is such that it cause Scritation is writing? No

Whether Guide/Braille is required at the Examination Centre? No

Nationality: Indian

Parent's Occupation: Transport business

Parent Annual Income: 6,00,000

Do you belong to any of these 8 States? No. Note: List of 8 States are Assam, Arunachal Pradesh, Assam, Manipur, Meghalaya, Mizoram, Nagaland, Odisha and Tripura

Are you Kashmir Migrants? No. Note: Kashmir Migrants who have obtained domicile of Kashmir as per the Jammu & Kashmir Reorganisation Act 2019 will only be considered

Status of 12th Examination: Appearing

Do you want to opt for NRI sponsored seats subject to fulfilling the criteria? Yes

Please select your correct state where you passed class 12th exam? Gujarat

Select your state where you passed class XII

I certify that the above statements are true.

I Undertake:

a) I hereby agree to the NIFT 2022 Admission guidelines at the Prospectus & upload all the required documents in the website form till the date and affirm that the statements made and information furnished by me in the Online Application form are true, complete and correct to the best of my knowledge and belief. In the event of any information being found false or incorrect or illegibility being detected before or after the examination, my candidature will be rejected and action can be taken against me by NIFT. I have read the Prospectus - 2022 carefully and I hereby undertake to abide by the same. I further declare that I fulfil all the conditions of eligibility regarding educational qualifications, etc. prescribed for NIFT admissions.

Date of Counselling Registration: 11-08-2022

Signature of the candidate:

Application ID:

Received application form & documents submitted for admission for Bachelor of Design Programmes on 11-08-2022

After confirmation click on the "Proceed for Course Preference" button as shown in the screenshot below.



राष्ट्रीय फैशन प्रौद्योगिकी संस्थान
National Institute of Fashion Technology

NIFT Admission : 2022-2023
Application for Admission to Bachelor of Design



Application ID:

1. Basic Details

a) Name of the Candidate:

b) Father's Name:

c) Mother's Name:

2. Permanent address

Address:

Pincode:

3. Address for Communication

Address:

Pincode:

4. Personal Details

Date of birth As per eligibility document:

Gender:

Category:

State of domicile:

Mobile No:

Email Id:

Alternate Email Id:

5. Educational Qualifications

Name of Examination	Year	Name of School/College	Name of Board/University	% of Marks/CGPA
10th Equivalent	2020	SASA	CBSE	80
12th Equivalent or Diploma	2018	FODEFO	Karnataka Board of the Pre-University Education, Bangalore	

Are you person with Disability: No

Do you have a Unique Disability ID issued by the Department of Empowerment of Person with Disability? No

Unique Disability ID:

Whether your disability is such that it causes limitation in writing? No

Whether Gaurav/Carbide is required at the Examination Centre? No

Nationality: Indian

Parent's Occupation: Transport business

Parent Annual Income: \$ 50000

Do you belong to any of these 8 States? No (Note: List of 8 States are Arunachal Pradesh, Assam, Manipal, Meghalaya, Mizoram, Nagaland, Sikkim and Tripura)

Are you Kashmir Migrants? No (Note: Kashmir Migrants who have obtained domicile of Kashmir as per the Jammu & Kashmir Reorganisation Act 2019 will only be considered)

Status of 12th Examination: Appearing

Do you want to opt for NIFT sponsored seats subject to fulfilling the criteria: Yes

Please select your correct state where you passed class 12th exam: Gujarat

I certify that the above statements are true.

I Undertake:

a) I hereby agree to the NIFT 2022 Admission guidelines in the Prospectus & undertake on the website from time to time and affirm that the statements made and information furnished by me in the Online Application form are true, complete and correct to the best of my knowledge and belief. In the event of any information being found false or incorrect or inadmissible being detected before or after the examination, my candidature will be rejected and action can be taken against me by NIFT. I have read the Prospectus - 2022 carefully and I hereby undertake to abide by the same. I further declare that I fulfil all the conditions of eligibility regarding educational qualifications, as prescribed by NIFT admissions.

Date of Counselling Registration: 11-05-2022

Signature of the candidate:

Received application from for admission to Bachelor/Diploma Program(s) on 11-05-2022

Application ID:

[Click here](#)

You will be redirected to the Dashboard page. Here click on the **Course/Campus Preference** icon.



On the **Course/Campus Preference** page, Please select Course type, Course Name, Campus Name and click on the **Add** button, after which Course campus preference is added Click on the **Save** button to proceed. To delete any course campus preference click on the delete icon. As shown in the screenshot below.



You can select as many preferences as you want. However it is advised that previous years cut-offs for courses are considered before selecting preferences. You can reorder selected preferences by simple drag and drop.

Please note NRI sponsored seats where applicable is a separate and deliberate choice.

Lock preferences and logout. Once the preference are locked it can't be changed. Candidates who do not lock their preference, last saved preferences will be 'Auto-Locked' at the close of registration.

Only courses you are found to be eligible for based on data filled by you in the application is shown here
[Campus Preference Enquiry](#) click here

COURSE-CAMPUS PREFERENCE

You have added 11 Preferences.

Course Type: Bachelor of Design | Course Name: -Select- | Campus Name: -Select- Add

To change the order of selected preferences, Please drag them up or down. After making the changes press Save button to save your changes. You can select all many preferences as you wish.

ORDER OF PREFERENCES

S.N.	Course Type	Course Name	Campus Name	
1.	Bachelor of Design	Leather Design	[National Institute Of Fashion Technology, Kolkata]	⬇
2.	Diploma of Design	Leather Design	[National Institute Of Fashion Technology, Chennai]	⬇
3.	Bachelor of Design	Fashion Communication	[National Institute Of Fashion Technology, Bhopal]	⬇
4.	Bachelor of Design	Leather Design	[National Institute Of Fashion Technology, Delhi]	⬇
5.	Bachelor of Design	Fashion Communication	[National Institute Of Fashion Technology, Patna]	⬇
6.	Bachelor of Design	Fashion Design	[National Institute Of Fashion Technology, Bhubai - (NRI Sponsored Seat)]	⬇
7.	Bachelor of Design	Fashion Design	[National Institute Of Fashion Technology, Bangalore]	⬇
8.	Bachelor of Design	Fashion Design	[National Institute Of Fashion Technology, Delhi - (NRI Sponsored Seat)]	⬇
9.	Bachelor of Design	Fashion Design	[National Institute Of Fashion Technology, Gandhinagar]	⬇
10.	Bachelor of Design	Fashion Communication	[National Institute Of Fashion Technology, Hyderabad]	⬇
11.	Bachelor of Design	Fashion Communication	[National Institute Of Fashion Technology, Indapur]	⬇

Click here to lock your preferences

Go Back Clear All Save **Lock** Print Preview

To print the Campus Preference page please click on the **Print Preview** button as shown in the screenshot below.

Only courses you are found to be eligible for based on data filled by you in the application is shown here
[Campus Preference Enquiry](#) click here

COURSE-CAMPUS PREFERENCE

You have added 11 Preferences.

Course Type: Bachelor of Design | Course Name: -Select- | Campus Name: -Select- Add

To change the order of selected preferences, Please drag them up or down. After making the changes press Save button to save your changes. You can select all many preferences as you wish.

ORDER OF PREFERENCES


S.N.	Course Type	Course Name	Campus Name	
1.	Bachelor of Design	Leather Design	[National Institute Of Fashion Technology, Kolkata]	⬇
2.	Bachelor of Design	Leather Design	[National Institute Of Fashion Technology, Chennai]	⬇
3.	Bachelor of Design	Fashion Communication	[National Institute Of Fashion Technology, Bhopal]	⬇
4.	Bachelor of Design	Leather Design	[National Institute Of Fashion Technology, Delhi]	⬇
5.	Bachelor of Design	Fashion Communication	[National Institute Of Fashion Technology, Patna]	⬇
6.	Bachelor of Design	Fashion Design	[National Institute Of Fashion Technology, Bhubai - (NRI Sponsored Seat)]	⬇
7.	Bachelor of Design	Fashion Design	[National Institute Of Fashion Technology, Bangalore]	⬇
8.	Bachelor of Design	Fashion Design	[National Institute Of Fashion Technology, Delhi - (NRI Sponsored Seat)]	⬇
9.	Bachelor of Design	Fashion Design	[National Institute Of Fashion Technology, Gandhinagar]	⬇
10.	Bachelor of Design	Fashion Communication	[National Institute Of Fashion Technology, Hyderabad]	⬇
11.	Bachelor of Design	Fashion Communication	[National Institute Of Fashion Technology, Indapur]	⬇

Click here to print

Go Back Clear All Save **Lock** **Print Preview**

You can take a printout of your Course/Campus Preferences for further use as shown in the screenshot below. Printing option will only be available when you lock your preferences

Application ID:
NFT17400000000000



राष्ट्रीय फैशन प्रौद्योगिकी संस्थान
National Institute of Fashion Technology
ONLINE COUNSELLING 2022-23

Photo

1. Personal Information:

Name:	Date of Birth:	20 July 2005
Gender:	Nationality:	Indian
Course:	Persons with disability:	No
Category:	Are you a Kashmiri Migrant:	No
Registered Mobile No:	Registered E-mail:	*****@*****.com

2. Course Type Opted for:

S.N.	Course Type
1	Bachelor of Design

3. Course/Campus Preferences:

S.N.	Course Type	Course Name	Campus Name	Preference No.
1	Bachelor of Design	Leather Design	National Institute Of Fashion Technology, Kolkata	1
2	Bachelor of Design	Leather Design	National Institute Of Fashion Technology, Chennai	2
3	Bachelor of Design	Fashion Communication	National Institute Of Fashion Technology, Shopai	3
4	Bachelor of Design	Leather Design	National Institute Of Fashion Technology, Delhi	4
5	Bachelor of Design	Fashion Communication	National Institute Of Fashion Technology, Patna	5
6	Bachelor of Design	Fashion Design	National Institute Of Fashion Technology, Shopai - (NRI Sponsored Seat)	6
7	Bachelor of Design	Fashion Design	National Institute Of Fashion Technology, Bangalore	7
8	Bachelor of Design	Fashion Design	National Institute Of Fashion Technology, Delhi - (NRI Sponsored Seat)	8
9	Bachelor of Design	Fashion Design	National Institute Of Fashion Technology, Gandhinagar	9
10	Bachelor of Design	Fashion Communication	National Institute Of Fashion Technology, Hyderabad	10
11	Bachelor of Design	Fashion Communication	National Institute Of Fashion Technology, Jodhpur	11

Click here 

Print

Go Back

Results of seat allocation after every round will be available online. Candidates to log in to their portals, Click on the **Allotment Letter** tab and download the allotment letter as shown in the screenshot below.

DOCUMENT VERIFICATION STATUS : VERIFIED


DASHBOARD



Register for Counselling



Course/Campus Preference



Allotment Letter

Click here 



Admission Payment

INSTRUCTION FOR USE OF DASHBOARD

- Register for Counselling:** Click on the Register button to fill out the academic details, upload all the documents required & also fill out Course & Campus details.
- NRI Sponsored Seat:** Candidates may opt for NRI sponsored seats that are subject to fulfillment of the criteria, submission of all necessary documents and the enhanced fee during regular counselling. For the fee details [Click here](#).
- Cutoff Rank for Course & Campus:** Before filling out preferences for Course & Campus please print down the previous three years' cutoff. To see the cutoff please [Click here](#).



National Institute of Fashion Technology

An Institute of Design, Management & Technology
A Statutory Institute governed by the NIFT Act, 2006
Ministry of Textiles, Government of India

ALLOTMENT LETTER ACADEMIC SESSION 2022-23

Name of Candidate	: [REDACTED]	Application No	: [REDACTED]
CMR Rank	: [REDACTED]	Category	: [REDACTED]
Gender	: [REDACTED]	Region	: [REDACTED]



Subject : Provisional Seat Allotment

Dear Candidate,

You have been allocated the following seat based on your merit preferences, category and availability of seats.

Round : Round 1

Course : Bachelor of Design (Leather Design)

Campus : National Institute Of Fashion Technology, Kolkata
Plot No. 3B, Block - LA, SEC-III, Salt Lake City, Kolkata-700106, West Bengal

Allocated Quota : UR

The allotment of seats is purely provisional and your admission will be subject to the final verification of documents/ credentials and the eligibility criteria at the allotted campus.

In case of any problem, contact the HELP DESK at NIFT (011-40649655) or you can email your query along with your Application and Contact details at: admissions22@nift.ac.in

Best Wishes
Team Admissions
NIFT



Acceptance of the offer of admission is by payment of the required fee. For fee payment go to the Dashboard . Click on the Admission Payment tab and read all the instructions to proceed further

DASHBOARD

Click here

INSTRUCTIONS FOR USE OF DASHBOARD

- Register for Counseling** : Click on the Register button to fill out the admission details, upload all the documents required & select your Course & Campus details
- NIFT Sponsored Seat Candidates** may opt for NIFT sponsored seats that are subject to fulfillment of the criteria, submission of all necessary documents and the entrance fee during regular counselling. For the fee, details [Click Here](#)
- Cutoff Rank for Course & Campus** before filling out Preference for Course & Campus please read-check the previous three years' cutoff. To see the cutoff please [Click Here](#)

How to pay the Application Fees?

Step 1: You will get a dropdown list for "Payment Type" there will be an option for ONLINE Payment. Select to make the payment.

Step 2: You will get the option of paying NIFT Online Counseling portal Online Application Fees [using Credit Card/ Debit Card/ NEFT (Net Banking on SBI)/ NEFT (Net Banking on Others)] through the payment gateway available on the Portal [by clicking the 'Proceed to Pay' option].

PAYMENT OF SUBMISSION FEE

Applicant Name : S. Srinivasan, Lakshmi
Email ID : srinivasan@nift.ac.in
Mobile No. : 9946412271

Applicant ID	Phone/WhatsApp	Application/Service Name	College Name	Amount	Payment Type/Status
141145424121212	986	Academy Design (M)	National Institute of Fashion Technology, Bangalore	Rs. 10000	Online

Credit Card Debit Card NEFT (Net Banking on SBI) NEFT (Net Banking on Others)

ADMISSION FEES FOR APPLICATION

ADMISSION FEE	Amount
Total Admission Fees	Rs. 10000
Service Charges	Rs. 2000.00
Total	Rs. 12000.00

[Proceed to Pay](#)

Step 3: After clicking the 'Proceed to Pay' option the following page will appear on the screen. Here you can check your summary and payment amount etc. Once you click on the **Pay Now & Submit Application** button the payment process will start. After successful payment, you will get a Payment Successful message. And your application process is complete.

SUMMARY

To proceed with the payment for admission fee please click on the 'Pay Now & Submit' button below or in case you want to cancel the payment process then click on the 'Cancel' button.

Summary of Candidate:

Name : S. Srinivasan, Lakshmi
EMAIL : srinivasan@nift.ac.in
Mobile Number : 9946412271

Summary of the amount and TOC charges :

As per Banking / Payment Gateway rules, you would be also required to pay the online payment charges (TOC) in addition to the Application Fee as per the details given below.

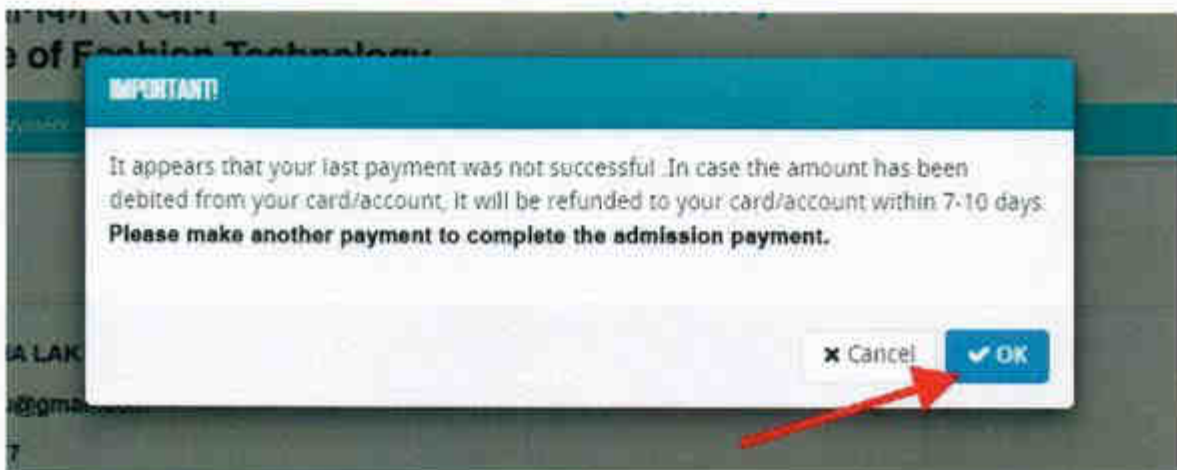
Amount Payable: Rs. 12000
Online Payment Charges (TOC): Rs. 2000.00
Total Amount to be paid: Rs. 14000.00

[Cancel](#) [Pay Now](#)



In case the amount has been debited from your account and the payment failed below popup will appear on your payment page.No need to panic in such case debited amount will be refunded to your bank account within 7-10 working days.

Please make another payment to complete the admission payment.



Once payment is made by the candidate following options are available on the dashboard

Upgrade Option: You are automatically eligible for the upgrade option if you do not opt for the Slide OR Freeze option. If admission to an academic program of better/ higher preference in any campus is offered then a new seat will be allocated to you. Else, you will continue with the currently accepted academic program. In this case, you will be considered in subsequent rounds of counselling.

Slide Option: Opt this If you accept the offered seat and if admission to an academic program of better / higher preference is offered within the same campus then a new seat will be allocated. In this case, you will be considered in subsequent rounds of counselling for only the Campus offered and accepted in subsequent rounds of counselling.

Freeze Option: Opt for this If you accept the offered seat and allocated academic program and do not want to participate in further rounds of seat allocation. After selecting this option you will NOT be considered in subsequent rounds of counselling.

Withdraw Option: If you opt for this option, you will be debarred from subsequent rounds of counselling & Admission Fee amount will be refunded as per the existing rule of withdraw or refund policy given in the prospectus.

If you want to be considered for higher preferences in the same allotted campus, select 'Admission Seat Slide' option.

DASHBOARD

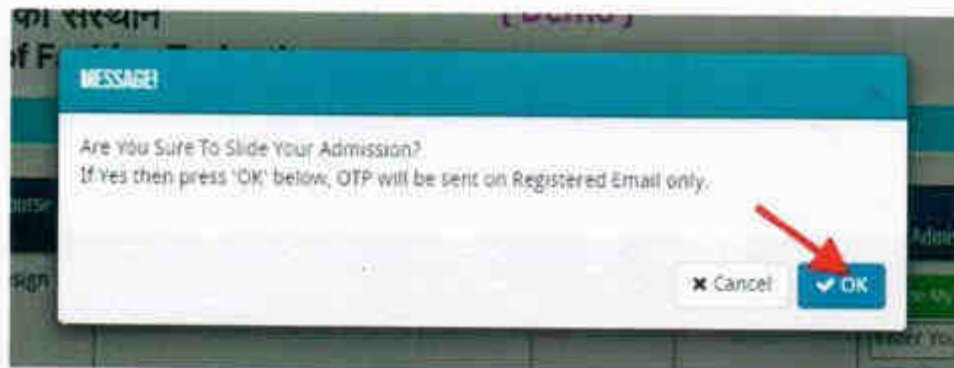
INSTRUCTION FOR USE OF DASHBOARD

- Register for Counseling** - Click on the Register button to fill out the academic details, upload all the documents required & also fill out Course & Campus details.
- Course/Campus Preference** - Please click on Course/Campus preferences to fill your preferences of course as per your desired preference order.
- NIS Sponsored Seat** - Candidates may opt for NIS sponsored seats that are subject to fulfillment of the criteria, submission of all necessary documents and the entrance fee during regular counselling. For the fee details [Click here](#).
- Cutoff Rank for Course & Campus** - Before filling out Preference for Course & Campus please cross-check the previous three years' cutoff. To see the cutoff please [Click here](#).
- Upgrade Option** - You are automatically eligible for the upgrade option if you do not opt for the Slide OR Freeze option. In this case, if admission to an academic program of better / higher preference in any Institute is offered than a seat will be allocated to you. Else, you will continue with the currently accepted academic program. In this case, you will be considered in subsequent rounds of counselling.

In the Admission Seat Slide page you need to complete OTP verification. As shown in the screenshot below.

ApplicationID	Allotted Seat	Application / Course Name	College Name	Amount	Payment Type/Status	Slit Allocation
14114044021	OBC (NIJ)	Accessory Design (AD)	National Institute of Fashion Technology, Bangalore	Rs. 12000.00	Paid	<div style="border: 1px solid black; padding: 5px;"> <input type="text" value="Enter the Seat / Campus ID"/> <input type="text" value="Enter your mobile number"/> <input type="button" value="Submit"/> </div>

**** Slide Option** - Opt out if you accept the offered seat and if admission to an academic program of better / higher preference is offered within the same Institute then next year will be allocated. In this case you will be considered in subsequent rounds of admission for only the Campus offered and accepted in the earlier round of counselling.



If you are satisfied with the seat allocation and do not want to change your allotted seat, click on the Admission Seat Freeze icon.

DASHBOARD



INSTRUCTION FOR USE OF DASHBOARD

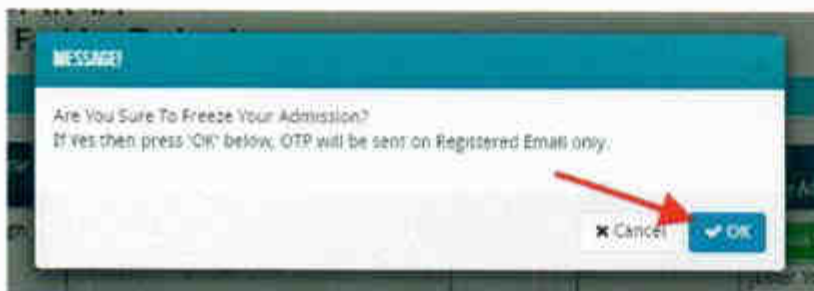
- **Register for Counseling:** Click on the Register button to fill out the academic details, upload all the documents required & enter the course & Campus details.
- **Course/Campus Preference:** Please click on Course/Campus Preference to fill your preferences of course as per your desired preference order.
- **NRI Sponsored Seat:** Candidates may opt for NRI sponsored seats that are subject to fulfillment of the criteria, submission of all necessary documents and the enhanced fee during regular counseling. For the fee details [Click here](#).
- **Cutoff Rank for Course & Campus:** Before filing your Preference for Course & Campus please check the previous three years' cutoff. To see the cutoff please [Click here](#).
- **Upgrade Option:** You are automatically eligible for the upgrade option if you do not opt for the Slide/Freeze option. In this case, if admission to an academic program of better/higher preference at any Institute is offered then a new seat will be allocated to you. Else, you will continue with the currently accepted academic program. In this case, you will be considered in subsequent rounds of counseling.

Now in the **Admission Seat Freeze** page you can Freeze your admission through OTP verification as shown in the screenshot below.

Application ID	Alotted Quota	Application / Course Name	Institute Name	Amount	Payment Type/Status	Freeze Message
SM1149546101	OBC (NIC)	Accessory Design (ADs)	National Institute Of Fashion Technology, Bangalore	Rs 174700.00	Paid	

** Freeze Option: Opt this if you accept the offered seat and allocated academic program and do not want to participate in further rounds of seat allocation. After opting you will NOT be considered in subsequent rounds of admission.

Once you freeze your allotted seat it will be frozen and you will not be considered in subsequent seat allocation rounds



Your **Admission Letter/Bill of supply** icon will be shown after freezing your allotted seat, Click on that icon and download admission letter/Bill of Supply as shown in the picture below:

DASHBOARD

Register for Counseling

Course/Campus Preference

Admission Payment

Admission Seat Slot

Admission Seat Freeze

Admission Letter / Bill of Supply

Withdraw Admission

INSTRUCTION FOR USE OF DASHBOARD

- Register for Counseling:** Click on the Register button to fill out the academic details, upload all the documents required & also fill out Course & Campus details.
- Course/Campus Preference:** Please click on Course/Campus preference to fill your preferences of course as per your desired preference order.
- NRI Sponsored Seat:** Candidates may opt for NRI sponsored seats that are subject to fulfillment of the criteria, submission of all necessary documents and the enhanced fee during regular counseling. For the fee details [Click here](#).
- Cutoff Rank for Course & Campus:** Before filling out preference for Course & Campus please cross-check the previous three years' cutoff. To see the cutoff please [Click here](#).
- Upgrade Option:** You are automatically eligible for the upgrade option if you do not opt for the Slot Of freeze option. In this case, if admission in an academic program of better/ higher preference is any Institute is offered then a new seat will be allocated to you. Else, you will continue with the currently accepted academic program. In this case, you will be considered in subsequent rounds of counseling.

राष्ट्रीय फॅशन टेक्नॉलॉजी संस्थान
INDIAN INSTITUTE OF FASHION TECHNOLOGY
NATIONAL INSTITUTE OF FASHION TECHNOLOGY
A Statutory Institute under the NIFT Act, 2006
 Ministry of Textiles, Government of India

Bill of Supply - 2022-23
1st Round of Online Counseling

Common Merit Rank	Registration No.	Photo
Category Merit Rank	Programme	
Name	Address	
Father Name	District, Post Office, State, Pin	
Mobile No.	Admission Status Confirmed in UR Category for Leather Design Course at National Institute Of Fashion Technology, Kolkata.	

Payment Receipt Details			
Transaction Number	Transaction Date	Payment Mode	Amount (in INR)
TEST	13/06/2022		

Bill of Supply			
Invoice No.	NIFT/Kolkata/22-23-48	State	DELHI
Date of Invoice	13/06/2022	State Code	37

Bill to Party		Other Details	
Name	Program Name	Institute Allotted	Academic Year
GST/BLIN	Terms/Notes	Code	

Sl. No.	Service Description	HSN/SAC	Value of Supply
1	Tuition Fee (Non-refundable)	999242	₹ 136500
2	Library Fee (per year)(Non-refundable)	999242	₹ 9000
3	Mentorship & Student Development Fee (per year)(Non-refundable)	999242	₹ 4500
4	Exam Fee (per year)	999242	₹ 4800
5	Security Deposit (One Time)(Refundable)	999242	₹ 11400
6	Alumni Association Membership Fee (One Time)(Non-refundable)	0	₹ 0
7	Registration Fee (One Time)	999242	₹ 9300
Total			₹ 174200.00

Total Invoice Amount (in words): ONE LAKH SEVENTY FOUR THOUSAND SEVEN HUNDRED

Certified that the particulars given above are true and correct
 For National Institute of Fashion Technology

Authorised Signatory

This is computer generated invoice no signature required

[Print](#) [Click here](#)

If you want to withdraw from the seat allocation go to the Dashboard and confirm choice and process at any stage and do not wish to accept admission in NIFT click on the **Withdraw Admission** icon. In the Withdraw Admission page you have to pay RS 10 as required. All steps for withdrawal are given below.

DASHBOARD



INSTRUCTION FOR USE OF DASHBOARD

- **Register for Counseling** : Click on the Register button to fill out the academic details, upload all the documents required & apply for our Course & Campus details.
- **Course/Campus Preference** : Please Click on Course/Campus preference to fill your preferences of course as per your desired preference order.
- **NRI Sponsored Seat** : Candidates may opt for NRI Sponsored seats that are subject to fulfillment of the criteria, submission of all necessary documents and the enhanced fee during regular counselling. For the fee, detail [Click here](#).
- **Cutoff Rank for Course & Campus** : Before filing our Preference for Course & Campus please cross-check the previous three years' cutoff. To see the cutoff please [Click here](#).
- **Upgrade Option** : You are automatically eligible for the upgrade option if you do not opt for the **Slide-Over** fee option. In this case, if admission to an academic program of better higher preference or any Institute is offered then a new seat will be allocated to you. Else, you will continue with the currently accepted academic program. In this case, you will be considered in subsequent rounds of counselling.

Pay the desired withdrawal fees online and complete your seat withdrawal.

CONFIRMATION OF WITHDRAWAL

Applicant Name : R. SARJANA LAKSHMI
Email-ID : sarjana.lj@gmail.com
Mobile No. : 984477277

Applicant ID	Round	Micro/Quota	Application / Course Name	Fee to be Withdrawn	Amount	Payment Type/Status
NR145540101_14	Round 1	GEN	Admission Design (ADD)	174200.00	Rs. 70	<input type="text" value="INCLD"/>

Credit Card Debit Card NEFT (net Banking on 100) NEFT (net Banking on 1000)

ONLINE FEE STATUS PER APPLICATION

Item No.	Amount
Total Withdrawal Fee	Rs. 70
Online Charges	Rs. 6.00
Total	Rs. 76.00

** Withdraw Option : If you opt this then you will be linked from further round of admission & admission fee paid amount will be refunded after deduction of registration fee.

Once you click on the **Pay Now** button the payment process will start. After successful payment, you will get a **Payment Successful** message. And your withdrawal process is complete.

PLEASE PAY NOW

To proceed with the payment for course fee please click on the **Pay Now & Submit** button below or in case you want to cancel the payment process then click on the **Cancel** button.

Summary of Candidate :

Name : R. SARJANA LAKSHMI
Email : sarjana.lj@gmail.com
Mobile Number : 984477277

Summary of the amount and TOR charges :

Rs per Banking / Payment gateway users, you would be also required to pay the online payment charges (TOR) in addition to the Application Fee as per the details given below.

Amount Payable : Rs. 70
Online Payment Charge (TOR) : Rs. 0
Total Amount to be paid : Rs. 70.00



Appendix - I

List of Documents & Annexures required to be Uploaded for verification & online counseling for Bachelor of Design Programme.

S No.	Documents	Status
1	Self-Attested copy of 10 th class marksheet (only for Date of Birth)	Mandatory
2	Self-Attested copy of 10 th class certificate (only for Date of Birth)	Mandatory
3	Self-Attested copy of 12 th class mark sheet or Undertaking (Annexure I) if result not declared by board	Mandatory (provisional admission given in case of result awaited)
4	Self-Attested copy of 12 th class certificate	Mandatory
5	Self-Attested copy of SC certificate	Mandatory
6	Self-Attested copy of ST certificate	Mandatory
7	Self-Attested copy of PWD certificate	Mandatory
8	Self-Attested copy of OBC (NC) certificate in prescribe format (Certificate Issued not earlier than 1 st April, 2021)	Mandatory
9	Self-Attested copy of EWS Certificate in prescribe format (Valid for year 2022-23)	Mandatory
10	Self-Attested copy of 12th class School Leaving Certificate OR provisional certificate from Principal of the school (for domicile seats only)	Mandatory (if candidate is taking domicile seat)
Annexures		
1	For candidate seeking provisional admission Annexure – I	Mandatory
2	Undertaking for Anti-ragging Annexure – II	Mandatory
3	Medical Fitness Certificate in prescribe format IV	Mandatory

List of Documents & Annexures required to be Uploaded for verification & online counseling for Bachelor of Fashion Technology Programme

S. No.	Documents	Status
1	Self-Attested copy of 10 th class mark sheet <i>(only for Date of Birth)</i>	Mandatory
2	Self-Attested copy of 10 th class certificate <i>(only for Date of Birth)</i>	Mandatory
3	Self-Attested copy of 12 th class mark sheet or Undertaking (Annexure I) if result not declared by board	Mandatory <i>(provisional admission given in case of result awaited)</i>
4	Self-Attested copy of 12 th class certificate	Mandatory
5	Self-Attested copy of SC certificate	Mandatory
6	Self-Attested copy of ST certificate	Mandatory
7	Self-Attested copy of PWD certificate	Mandatory
8	Self-Attested copy of OBC(NC) certificate in prescribe format (Certificate Issued not earlier than 1st April, 2021)	Mandatory
9	Self-Attested copy of EWS Certificate in prescribe format (Valid for year 2022-23)	Mandatory
10	Self-Attested copy of 12th class School Leaving Certificate OR provisional certificate from Principal of the school. <i>(for domicile seats only)</i>	Mandatory <i>(if candidate is taking domicile seat)</i>
Annexures		
1	For candidate seeking provisional admission Annexure – I	Mandatory
2	Undertaking for Anti-ragging Annexure – II	Mandatory
3	Medical Fitness Certificate in prescribe format IV	Mandatory

List of Documents & Annexures required to be Uploaded for verification & online counseling for Master of Fashion Technology Programme

S. No.	Documents	Status
1	Self-Attested copy of 10 th class mark sheet (only for Date of Birth) or Self-Attested copy of 10 th class certificate (only for Date of Birth)	Mandatory
2	Self-Attested copy of 12 th class mark sheet	Mandatory
3	Self-Attested copy of 12 th class certificate	Mandatory
4	Self-Attested copy of Degree of B.FTech. from National Institute of Fashion Technology (NIFT) OR B.E / B.Tech. from any Institute/University recognized by law in India.	Mandatory
5	Self-attested Copy of 1 st , 2 nd & 3 rd year graduation mark sheet/self-attested copy of final year appearing certificate or Undertaking (Annexure I) if result not declared	Mandatory (provisional admission given in case of result awaited)
6	Self-Attested copy of SC certificate	Mandatory
7	Self-Attested copy of ST certificate	Mandatory
8	Self-Attested copy of PWD certificate	Mandatory
9	Self-Attested copy of OBC(NC) certificate in prescribe format (Certificate Issued not earlier than 1 st April, 2021)	Mandatory
10	Self-Attested copy of EWS Certificate in prescribe format (Valid for year 2022-23)	Mandatory
11	Self-Attested copy of 12th class School Leaving Certificate OR provisional certificate from Principal of the school. (for domicile seats only)	Mandatory (if candidate is taking domicile seat)
Annexures		
1	For candidate seeking provisional admission Annexure – I	Mandatory
2	Undertaking for Anti-ragging Annexure – II	Mandatory
3	Medical Fitness Certificate in prescribe format IV	Mandatory

List of Documents & Annexures required to be Uploaded for verification & online counseling for Master of Fashion Management Programme

S. No.	Documents	Status
1	Self-Attested copy of 10 th class mark sheet (only for Date of Birth) or Self-Attested copy of 10 th class certificate (only for Date of Birth)	Mandatory
2	Self-Attested copy of 12 th class mark sheet	Mandatory
3	Self-Attested copy of 12th class certificate	Mandatory
4	Self-Attested copy of Undergraduate Degree in any discipline from any Institute / University recognized by law in India OR Undergraduate Diploma of minimum three years duration from NIFT / NID.	Mandatory
5	Self-attested Copy of 1 st , 2 nd & 3 rd year graduation mark sheet/self-attested copy of final year appearing certificate or Undertaking (Annexure I) if result not declared	Mandatory (provisional admission given in case of result awaited)
6	Self-Attested copy of SC certificate	Mandatory
7	Self-Attested copy of ST certificate	Mandatory
8	Self-Attested copy of PWD certificate	Mandatory
9	Self-Attested copy of OBC(NC) certificate in prescribe format (Certificate Issued not earlier than 1st April, 2021)	Mandatory
10	Self-Attested copy of EWS Certificate in prescribe format (Valid for year 2022-23)	Mandatory
11	Self-Attested copy of 12th class School Leaving Certificate OR provisional certificate from Principal of the school (for domicile seats only)	Mandatory (if candidate is taking domicile seat)
Annexures		
1	For candidate seeking provisional admission Annexure – I	Mandatory
2	Undertaking for Anti-ragging Annexure – II	Mandatory
3	Medical Fitness Certificate in prescribe format IV	Mandatory

List of Documents & Annexures required to be Uploaded for verification & online counseling for Master of Design Programme

S. No.	Documents	Status
1	Self-Attested copy of 10 th class mark sheet (only for Date of Birth) or Self-Attested copy of 10 th class certificate (only for Date of Birth)	Mandatory
2	Self-Attested copy of 12 th class mark sheet or Affidavit if result not declared by board	Mandatory
3	Self-Attested copy of 12 th class certificate	Mandatory
4	Self-Attested copy of Undergraduate Degree in any discipline from any Institute / University recognized by law in India <u>OR</u> Undergraduate Diploma of minimum three years duration from NIFT / NID.	Mandatory
5	Self-attested Copy of 1 st , 2 nd & 3 rd year graduation marksheet/self-attested copy of final year appearing certificate or Undertaking (Annexure I) if result not declared	Mandatory (provisional admission given in case of result awaited)
6	Self-Attested copy of SC certificate	Mandatory
7	Self-Attested copy of ST certificate	Mandatory
8	Self-Attested copy of PWD certificate	Mandatory
9	Self-Attested copy of EWS Certificate in prescribe format (Valid for year 2022-23)	Mandatory
10	Self-Attested copy of OBC(NC) certificate in prescribe format (Certificate Issued not earlier than 1st April, 2021)	Mandatory
11	Self-Attested copy of 12th class School Leaving Certificate OR provisional certificate from Principal of the school. (for domicile seats only)	Mandatory (if candidate is taking domicile seat)
Annexures		
1	For candidate seeking provisional admission Annexure – I	Mandatory
2	Undertaking for Anti-ragging Annexure – II	Mandatory
3	Medical Fitness Certificate in prescribe format IV	Mandatory

Note:

In case any of the above document(s) is/are in any language other than Hindi/ English, then as the authentic translation in English/Hindi should be produced duly verified by the issuing institution/ gazetted officer / Self attested by the candidate at the time of Uploading on the Portal for Online Counseling /Admission. Failure on the part of candidate to produce the requisite authentic translation may result in refusal of admission.

Candidates may note the following:

ADMISSION UNDER CHILDREN AND WARDS OF NRI

Seats remaining unfilled in the NRI category after the process will be offered to the children/wards of NRI as per merit during counselling. All the candidates having Common Merit Rank (CMR) in the NIFT Entrance Examination and falling under the category "Children/Wards of NRI" will be given an opportunity to opt for NRI seats subject to fulfilling the criteria, submission of necessary documents and fee during regular Online Counselling.

The following mandatory documents are required to be uploaded by the candidates who opt for NRI Seats:

1. Undertaking to be signed by sponsoring NRI/ Foreign National/OCI (Annexure-III)
2. Photocopy of first & last page of the passport of the sponsoring person.
3. Copy of the valid visa if the sponsoring person is an NRI.

FORMAT OF CERTIFICATE: OTHER BACKWARD CLASSES [OBC-NCL]

This is to certify that Shri/Smt./Kum. _____

Son/Daughter of Shri/Smt. _____ Of Village/Town

_____ District/Division _____

in The _____ State belongs to the _____

Community which is recognized as a backward class under Government of India, Ministry of Social
Justice and Empowerment's Resolution No. _____

dated _____ ***:

- i. Resolution No. 12011/68/93-BCC(C) dated 10/09/93 published in the Gazette of India Extraordinary Part I Section I No.186 dated 13/09/93.
- ii. Resolution No. 12011/9/94-BCC dated 19/10/94 published in the Gazette of India Extraordinary Part I Section I No.163 dated 20/10/94.
- iii. Resolution No. 12011/7/95-BCC dated 24/05/95 published in the Gazette of India Extraordinary Part I Section I No.88 dated 25/05/95.
- iv. Resolution No.12011/96/94-BCC dated 9/03/96.
- v. Resolution No.12011/44/96-BCC dated 6/12/96 published in the Gazette of India Extraordinary Part I Section I No.210 dated 11/12/96.
- vi. Resolution No. 12011/13/97-BCC dated 03/12/97.
- vii. Resolution No. 12011/99/94-BCC dated 11/12/97.
- viii. Resolution No. 12011/68/98-BCC dated 27/10/99.
- ix. Resolution No.12011/88/98-BCC dated 6/12/99 published in the Gazette of India Extraordinary Part I Section I No.270 dated 06/12/99.
- x. Resolution No.12011/36/99-BCC dated 04/04/2000 published in the Gazette of India Extraordinary Part I Section I No.71 dated 04/04/2000.
- xi. Resolution No. 12011/44/99-BCC dated 21/09/2000 published in the Gazette of India Extraordinary Part I Section I No.210 dated 21/09/2000.
- xii. Resolution No. 12015/9/2000-BCC dated 06/09/2001.
- xiii. Resolution No. 12011/1/2001-BCC dated 19/06/2003.
- xiv. Resolution No.12011/4/2002-BCC dated 13/01/2004.
- xv. Resolution No.12011/9/2004-BCC dated 16/01/2006 published in the Gazette of India Extraordinary Part I Section I No.210 dated 16/01/2006.
- xvi. Resolution No.12011/14/2004-BCC dated 12/03/2007 published in the Gazette of India Extraordinary Part I Section I No.67 dated 12/03/2007.
- xvii. Resolution No.12015/2/2007-BCC dated 18/08/2010.
- xviii. Resolution No.12015/13/2010-BCC dated 08/12/2011.

Shri/Smt./Kum. _____ and/or his family ordinarily reside(s) in the _____ District/Division of State. This is also to certify that he/she does not belong to the persons/sections (Creamy Layer) mentioned in Column 3 of the Schedule to the Government of India, Department of Personnel & Training O.M.No.36012/22/93-Estt.(SCT) dated 08/09/93 which is modified vide OM No. 36033/3/2004 Estt.(Res.) dated 09/03/2004, further modified vide OM No. 36033/3/2004 Estt.(Res.) dated 14/10/2008, again further modified vide OM No.36036 / 2 / 2013-Estt (Res) dated 30/05/2014.

Dated:

District Magistrate/Deputy Commissioner/ Competent Authority

Seal

* Please delete the word(s) which are not applicable.

**The authority issuing the certificate needs to mention the details of Resolution of Government of India, in which the caste of the candidate is mentioned as OBC.

NOTE:

- (a) The term 'Ordinarily' used here will have the same meaning as in Section 20 of the Representation of the People Act, 1950.
- (b) The authorities competent to issue Caste Certificates are indicated below:
 - (i) District Magistrate/Additional Magistrate/Collector/Deputy Commissioner/Additional Deputy Commissioner/Deputy Collector/1st Class Stipendiary Magistrate/Sub-Divisional Magistrate/Taluka Magistrate/Executive Magistrate/Extra Assistant Commissioner (not below the rank of 1st Class Stipendiary Magistrate).
 - (ii) Chief Presidency Magistrate/Additional Chief Presidency Magistrate/Presidency Magistrate.
 - (iii) Revenue Officer not below the rank of Tehsildar and Sub-Divisional Officer of the area where the candidate and/or his/her family resides.

**The date of issue of OBC-NCL Certificate should be
01st April 2021 or later**

FORM OF CERTIFICATE TO BE PRODUCED BY SCHEDULED CASTES (SC) AND SCHEDULED TRIBES (ST) CANDIDATES

1. This is to certify that Shri/Shrimati/Kumari* _____ son/daughter* of _____ of Village/Town* _____ District/Division* _____ Of State/Union Territory* _____ belongs to the _____ Scheduled Caste/Scheduled Tribe* under:

- * The Constitution (Scheduled Castes) Order, 1950
- * The Constitution (Scheduled Tribes) Order, 1950
- * The Constitution (Scheduled Castes) (Union Territories) Order, 1951
- * The Constitution (Scheduled Tribes) (Union Territories) Order, 1951

[As amended by the Scheduled Castes and Scheduled Tribes Lists (Modification Order) 1956, the Bombay Reorganisation Act, 1960, the Punjab Reorganisation Act, 1966, the State of Himachal Pradesh Act, 1970, the North Eastern Areas (Reorganisation) Act, 1971, the Scheduled Castes and Scheduled Tribes Orders (Amendment) Act, 1976 and the Scheduled Castes and Scheduled Tribes Orders (Amendment) Act, 2002]

- * The Constitution (Jammu and Kashmir) Scheduled Castes Order, 1956;
- * The Constitution (Andaman and Nicobar Islands) Scheduled Tribes Order, 1959, as amended by the Scheduled Castes and Scheduled Tribes Order (Amendment) Act, 1976;
- * The Constitution (Dadara and Nagar Haveli) Scheduled Castes Order, 1962;
- * The Constitution (Dadara and Nagar Haveli) Scheduled Tribes Order, 1962;
- * The Constitution (Pondicherry) Scheduled Castes Order, 1964;
- * The Constitution (Uttar Pradesh) Scheduled Tribes Order, 1967;
- * The Constitution (Goa, Daman and Diu) Scheduled Castes Order, 1968;
- * The Constitution (Goa, Daman and Diu) Scheduled Tribes Order, 1968;
- * The Constitution (Nagaland) Scheduled Tribes Order, 1970;
- * The Constitution (Sikkim) Scheduled Castes Order, 1978;
- * The Constitution (Sikkim) Scheduled Tribes Order, 1978;
- * The Constitution (Jammu and Kashmir) Scheduled Tribes Order, 1989;
- * The Constitution (Scheduled Castes) Order (Amendment) Act, 1990;
- * The Constitution (Scheduled Tribes) Order (Amendment) Act, 1991;
- * The Constitution (Scheduled Tribes) Order (Second Amendment) Act, 1991.

2. # This certificate is issued on the basis of the Scheduled Castes / Scheduled Tribes* Certificate issued to Shri/ Shrimati* _____ father / mother* of Shri/Shrimati/Kumari* _____ Of Village/Town* _____ in District/Division* _____ Of the State / Union Territory* _____ who belong to the _____ Caste / Tribe* which is recognised as a Scheduled Caste / Scheduled Tribe* in the State / Union Territory* _____ issued by the _____ dated _____.

3. Shri/Shrimati/Kumari* _____ and/or*his/her*family ordinarily reside(s)**in Village/Town* _____ of _____ District/Division*of the State Union Territory* of _____.

Signature: _____

Designation _____

(Seal of the Office)

Place: _____ State / Union Territory* _____

Date: _____

* Please delete the word(s) which are not applicable.

Applicable in the case of SC / ST Persons who have migrated from another State / UT.

IMPORTANT NOTES

The term "ordinarily reside(s)**" used here will have the same meaning as in Section 20 of the Representation of the People Act, 1950. Officers competent to issue Caste /Tribe certificates:

1. District Magistrate / Additional District Magistrate / Collector / Deputy Commissioner / Additional Deputy Commissioner / Deputy Collector / 1st Class Stipendiary Magistrate / City Magistrate /Sub-Divisional Magistrate / Taluka Magistrate / Executive Magistrate / Extra Assistant Commissioner.
2. Chief Presidency Magistrate / Additional Chief Presidency Magistrate / Presidency Magistrate .
3. Revenue Officers not below the rank of Tehsildar.
4. Sub-divisional Officer of the area where the candidate and / or his family normally reside(s).
5. Administrator / Secretary to Administrator / Development Officer (Lakshadweep Island).
6. Certificate issued by any other authority will be rejected.

Government of _____
(Name & Address of the authority issuing the certificate)

INCOME & ASSET CERTIFICATE TO BE PRODUCED BY ECONOMICALLY WEAKER SECTIONS

Certificate No. _____

Date: _____

VALID FOR THE YEAR 2022-2023

This _____ is _____ to _____ certify _____ that
Shri/Smt.Kumar _____ son/daughter/wife of _____
_____ permanent _____ resident
of _____ Village/Street
_____ Post Office _____ District _____ in the State/Union Territory
_____ Pin Code _____ whose photograph is attested below belongs to
Economically Weaker Sections, since the gross annual income* of his/her 'family'** is below Rs. 8 lakh
(Rupees Eight Lakh only) for the financial year _____. His/her family does not own or possess any
of the following assets***:

- I. 5 acres of agricultural land and above;
- II. Residential flat of 1000 sq. ft. and above;
- III. Residential plot of 100 sq. yards and above in notified municipalities;
- IV. Residential plot of 200 sq. yards and above in areas other than the notified municipalities.

2. Shri/Smt./Kumari _____ belongs to the _____ caste which is not
recognized as a Scheduled Caste, Scheduled Tribe and Other Backward Classes (Central List)

Signature with seal of Office _____

Name _____

Designation _____

**Recent Passport
size attested
photograph of the
applicant**

***Note 1:** Income covered all sources i.e. salary, agriculture, business, profession, etc.

****Note 2:** The term "Family for this purpose include the person, who seeks benefit of reservation, his/her parents and siblings below the age of 18 years as also his/her spouse and children below the age of 18 years

*****Note 3:** The property held by a "Family" in different locations or different places/cities have been clubbed while applying the land or property holding test to determine EWS status.



राष्ट्रीय फैशन प्रौद्योगिकी संस्थान

राष्ट्रियक संस्थान निष्ठ अधिनियम 2006

बल्ल मंगलक, भारत सरकार

NATIONAL INSTITUTE OF FASHION TECHNOLOGY

A Statutory Institute under the NIFT Act, 2006

Ministry of Textiles, Government of India

(ONLY FOR THE CANDIDATES SEEKING PROVISIONAL ADMISSION)

To be submitted at the Time of Counselling

I/my ward _____ (name of the candidate)
 son/daughter/wife of _____ (Father's/Husband's name)
 resident of _____ (Permanent
 address) seeking admissions to _____
 _____ (name of the course) of

NIFT, hereby solemnly affirm and declare:

1. That I have/my ward has appeared in the 12th Class/final & semester/final year (name of the qualifying (Board/university), the result of which has not yet been declared.

OR

I have/my ward has compartment/supplementary in 12th Class/final year/final semester of _____ and I have/ my ward has appeared in the examination, result of which has not yet been declared.

2. I have/my ward has passed all the papers of the qualifying degree _____ (name of the qualifying degree) examination other than the final year/final semester examination (For PG candidates)
3. I undertake to submit the qualifying mark sheets/certificate by 30.9.2021 failing which the provisional admission shall stand cancelled without any further notice to me/my ward.
4. That I have/my ward understand that the offer for admission is provisional in the event of failure to submit the documents as required, the provisional admission to the said course will be automatically cancelled and full deposited fee will be forfeited.
5. I certify that all documents submitted by me are genuine. I fully understand that documents submitted by me will be verified as deemed fit by NIFT. If any documents claim statement is proven to be false, fabricated or fraudulent my admission is likely to be cancelled and full fees paid by me will be forfeited.

Signature of Candidate

Notes:

- I. In case the candidate is minor i.e. below 18 years of age; the undertaking shall be signed by his/her parent/guardian.
- II. Submission of false information is a punishable offence. If, it is found at any stage that false undertaking was submitted, admission shall be cancelled and legal proceeding shall be initiated, for which candidate/parent/guardian shall be responsible.

Signature of Candidate

Signature of the Parents/Guardian



राष्ट्रीय फैशन प्रौद्योगिकी संस्थान

सांविधिक संस्थान निफ्ट अधिनियम 2006

बस्तर मंत्रालय, भारत सरकार

NATIONAL INSTITUTE OF FASHION TECHNOLOGY

A Statutory Institute under the NIFT Act, 2006

Ministry of Textiles, Government of India

Undertaking from the students, as per provisions of anti-ragging verdict by the Hon'ble Supreme Court

I Mr./Ms./Mx. _____ Roll No _____ Merit Rank _____
seeking admission in the programme _____ do hereby undertake this
day _____ Month _____ Year _____ the following with respect to above subject:

1. That I have read and understood the directives of the Hon'ble Supreme Court of India on anti-ragging and the measures proposed to be taken in the above reference.
2. That I understand the meaning of ragging and know that ragging in any form is a punishable offence and the same is punishable with imprisonment and/or, fine and is prohibited by the Directives of the Court of Law.
3. I understand that if any information is brought to the notice of NIFT authorities regarding my participation in any ragging activities, the NIFT authorities are bound by law to report the same to the concerned Police Authorities for investigation and prosecution.
4. That I have not been found or charged for any involvement in any kind of ragging in the past. However, I undertake to face disciplinary action/legal proceedings including expulsion from the Institute if the above statement is found to be untrue or the facts are concealed, at any stage in future.
5. That I shall not resort to ragging in any form at any place and shall abide by the rules/laws prescribed by the Courts, Government of India and the NIFT authorities for the purpose from time to time.

Date:

Signature of the candidate

I hereby fully endorse the undertaking made by my child/ward.

Signature of the Mother/Father/Guardian

Signature of the Witness:

1.

2.

(For Children / Ward of NRI)

Annexure III



राष्ट्रीय फैशन प्रौद्योगिकी संस्थान

सांविधिक संस्थान निफ्ट अधिनियम 2006

वस्त्र मंत्रालय, भारत सरकार

NATIONAL INSTITUTE OF FASHION TECHNOLOGY

A Statutory Institute under the NIFT Act, 2006

Ministry of Textiles, Government of India

UNDERTAKING

1. I....., certify that I am a NRI PIO/Foreign National/ SAARC/ and Non Resident Indian as specified in the Income Tax Act, 1961. My present address is.....

.....
..... A copy of passport is enclosed herewith.

2. I....., do hereby certify that I am willing to bear the expenditure of my child/ward(Name of the candidate), for his / her entire study in NIFT.

3. The particulars of my registration with the concerned tax Authorities of the Country of my domicile are as follows:

.....
.....
.....

4. I am aware that my child/ward shall be granted admission to a campus of NIFT as per merit and the decision of NIFT.

5. I also certify that I have carefully read and understood all the conditions relating to NRI admissions, fee and study at NIFT. I undertake to follow the same faithfully and any amendments to these, in future, relating to NRI Students, would be acceptable to me.

(Name and Signature of the Sponsor)

Address:

Date :

Place :

CANDIDATE'S STATEMENT OF DECLARATION

Candidate must fill the details of the Form A before a medical examination by medical officer in any Government hospital. Form B is to be filled by the medical officer. The officer will also certify the fitness of the candidate and attest the photograph of the candidate.

FORM A

1.	Name in full (Block letters)	
2.	Age and place of birth	
3.	Present Residential Address	
4.	Permanent Residential Address	
5.	Details of having suffered from any major illness in last five years. Any skin related problem Enlargement or suppression of gland Asthma Heart disease Lung disease Fainting attacks/Epilepsy Rheumatism Appendicitis? (Give details) b) Any other disease or accident requiring confinement to bed and medical for surgical treatment? (Give details)	
6.	a) Details of vaccinated in last three year. b) have you been vaccinated for Covid-19.	
7.	Have you or any of your immediate family member has been afflicted with Rheumatism/Arthritis, Asthma Epilepsy or mental illness of any kind?	
8.	Have you at any time suffered from any form of psychiatric disorder? Give details.	
9.	Furnish the following particulars concerning your family: Father's age and state of health	
10	If not alive, Father's age at the time of his death and cause.	
11	Mother's age and state of health	
12	If not alive, Mother's age at the time of her death and cause.	

I declare that the above information is the best of my belief, true and correct. I also affirm that I have not received a disability certificate on account of any disease or other condition.

Signed in my presence
Signature of Medical Officer with stamp

(CANDIDATE'S SIGNATURE)
(in presence of Medical Officer)

FORM B

1.	Candidate's Eyesight	
2.	Any known Allergies (details)	
3.	Last Surgical Intervention (if any) with cause/reason	
4.	Any chronic medical condition	
5.	Any congenital medical condition	
6.	Any Disability (orthopedic) Muscular, nerve etc.)	

MEDICAL CERTIFICATE OF FITNESS

I hereby certify that I have medically examined Ms./Mr./Mx.....for admission in the National Institute of Fashion Technology. The candidate has no disease(communicable or otherwise) or any constitutional weakness or bodily infirmity except I further certify that I am not related to the candidate and not known to any member of his/ her family.

Photograph of the candidate attested by the Medical Officer

Signature of Medical Officer with stamp